

SILENT *Piano*™ VSH3UP

COMPATIBILITY



MODEL NAME ON FRAME	PRODUCTION STARTED	PRODUCTION ENDED	SWITCH BOX*	VSH3
B1-SD	2006	2012	④	VSH3-10
B2-SD	2006	2012	④	VSH3-10
B3-SD	2007	2012	④	VSH3-10
B1-SILENT	2006	2012	⑥	VSH3-10
B2-SILENT	2006	2012	⑥	VSH3-10
B3-SILENT	2007	2012	⑤	VSH3-10
P116-SG	2009	2012	③	VSH3-10
P121-SG	2009	2012	③	VSH3-10
P116-SILENT	2009	2012	③	VSH3-10
P121-SILENT	2009	2012	③	VSH3-10
SU7-SG	2007	2012	③	VSH3-20
U1-SG	2007	2012	③	VSH3-10
YUS1-SG	2006	2012	③	VSH3-10
YUS3-SG	2006	2012	③	VSH3-20
YUS5-SG	2006	2012	③	VSH3-20
U3-SG	2007	2013	③	VSH3-20
U1-SH	2013	2017	⑤	VSH3-10
B1-SG2	2012	2018	③	VSH3-10
B2-SG2	2012	2018	③	VSH3-10
B3-SG2	2012	2018	③	VSH3-10
P116-SH	2012	2018	⑤	VSH3-10
P121H-SH	2012	2018	⑤	VSH3-10
P121-SH	2012	2018	⑤	VSH3-10
P124-SH	2014	2018	⑤	VSH3-10
SE122-SH	2013	2018	⑤	VSH3-10
SE132-SH	2013	2018	⑤	VSH3-20
SU7-SH	2013	2018	⑤	VSH3-20
U3-SH	2013	2018	⑤	VSH3-20
YUS1-SH	2013	2018	⑤	VSH3-10
YUS3-SH	2013	2018	⑤	VSH3-20
YUS5-SH	2013	2018	⑤	VSH3-20



MODEL NAME ON FRAME	PRODUCTION STARTED	PRODUCTION ENDED	SWITCH BOX*	VSH3
B1-SC2	2018	2021	⑦	VSH3-10
B2E-SC2	2018	2021	⑦	VSH3-10
B3E-SC2	2018	2021	⑦	VSH3-10
P116-SH2	2018	2021	⑥	VSH3-10
P121H-SH2	2018	2021	⑥	VSH3-10
P121-SH2	2018	2021	⑥	VSH3-10
P124-SH2	2018	2021	⑥	VSH3-10
SE122-SH2	2018	2021	⑥	VSH3-10
SE132-SH2	2018	2021	⑥	VSH3-20
SU7-SH2	2019	2021	⑥	VSH3-20
U1-SH2	2018	2021	⑥	VSH3-10
U3-SH2	2018	2021	⑥	VSH3-20
YUS1-SH2	2018	2021	⑥	VSH3-10
YUS3-SH2	2018	2021	⑥	VSH3-20
YUS5-SH2	2018	2021	⑥	VSH3-20

* To identify your switch box/model, see the PDF "Switch Box Compatibility".

SILENT *Piano*™ VSH3GP

COMPATIBILITY



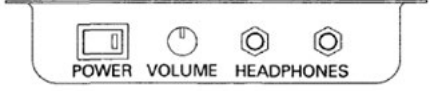
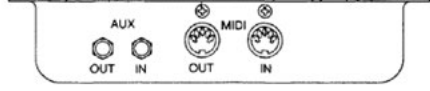
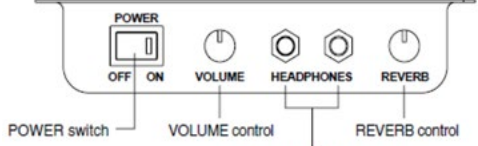

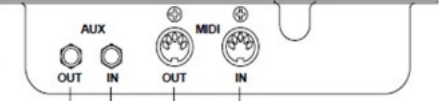
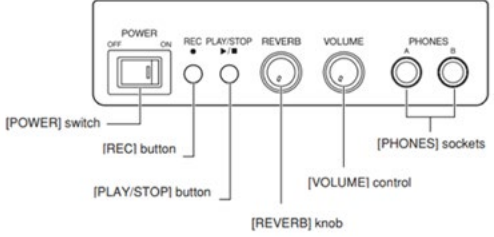
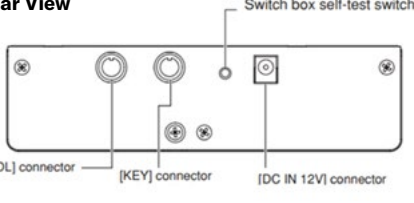
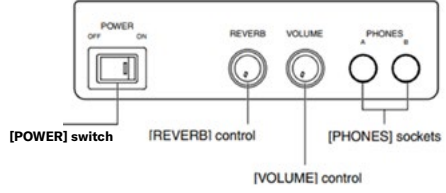
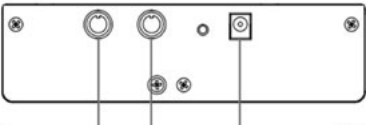
MODEL NAME ON FRAME	PRODUCTION STARTED	PRODUCTION ENDED	SWITCH BOX*	VSH3
A1L-SN	1998	2007	②	VSH3-3
C1L-SN	1998	2007	②	VSH3-3
C2L-SN	1998	2007	②	VSH3-3
C3L-SN	1998	2007	②	VSH3-3
C5L-SN	1998	2007	②	VSH3-3
C6L-SN	1998	2007	②	VSH3-3
C7L-SN	1998	2007	②	VSH3-3
GC1-SN	2003	2007	②	VSH3-3
C1-SN	2006	2010	②	VSH3-3
C2-SN	2006	2010	②	VSH3-3
C3-SN	2006	2010	②	VSH3-3
C5-SN	2006	2010	②	VSH3-3
C6-SN	2006	2010	②	VSH3-3
C7-SN	2006	2010	②	VSH3-3
A1L-SG	2010	2011	③	VSH3-2
C2-SG	2010	2012	③	VSH3-2
C3-SG	2010	2012	③	VSH3-2
C5-SG	2010	2012	③	VSH3-2
C6-SG	2010	2012	③	VSH3-2
C7-SG	2010	2012	③	VSH3-2
GB1K-SD	2010	2012	④	VSH3-2
C1-SG	2010	2013	③	VSH3-2
GC1-SG	2010	2013	③	VSH3-2
C3XA-SG	2010	2013	③	VSH3-2
C1X-SH	2012	2018	⑤	VSH3-1
GC1SH	2012	2018	⑤	VSH3-1
C2X-SH	2013	2018	⑤	VSH3-1
C3X-SH	2013	2018	⑤	VSH3-1
C5X-SH	2013	2018	⑤	VSH3-1
C6X-SH	2013	2018	⑤	VSH3-1
C7X-SH	2013	2018	⑤	VSH3-1



MODEL NAME ON FRAME	PRODUCTION STARTED	PRODUCTION ENDED	SWITCH BOX*	VSH3
GB1K-SG2	2013	2018	③	VSH3-2
C1X-SH2	2018	2021	⑥	VSH3-1
C2X-SH2	2018	2021	⑥	VSH3-1
C3X-SH2	2018	2021	⑥	VSH3-1
C5X-SH2	2018	2021	⑥	VSH3-1
C6X-SH2	2018	2021	⑥	VSH3-1
C7X-SH2	2018	2021	⑥	VSH3-1
GB1K-SC2	2018	2021	⑥	VSH3-2
GC1-SH2	2018	2021	⑥	VSH3-1

SWITCH BOX COMPATIBILITY



SWITCH BOX NUMBER	FUNCTIONS & CONNECTIONS
①	<p>Switch Box (Front)</p>  <p>Switch Box (Rear)</p> 
②	<p>• Front View</p>  <p>POWER switch VOLUME control Two HEADPHONES sockets REVERB control</p> <p>• Left Side View</p>  <p>PITCH control</p> <p>• Rear View</p>  <p>AUX IN/OUT jacks MIDI IN/OUT jacks</p>
③	<p>• Front View</p>  <p>[POWER] switch [REC] button [PLAY/STOP] button [REVERB] knob [VOLUME] control [PHONES] sockets</p> <p>• Rear View</p>  <p>[PDL] connector [KEY] connector [DC IN 12V] connector Switch box self-test switch</p>
④	<p>• Front View</p>  <p>[POWER] switch [REVERB] control [VOLUME] control [PHONES] sockets</p> <p>• Rear View</p>  <p>[PDL] connector [KEY] connector [DC IN 12V] connector</p>



SWITCH BOX NUMBER

FUNCTIONS & CONNECTIONS

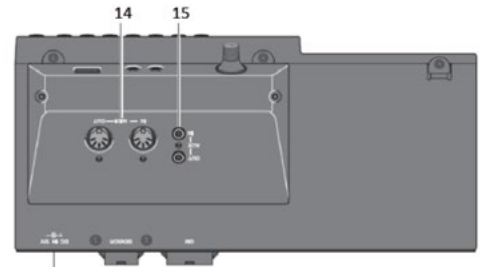
⑤

• Front View



- | | |
|--|-------------------------------|
| 1 POWER Button | 7 FUNC. Button |
| 2 QUIET Button (Grand Piano)
PIANO Button (Upright Piano) | 8 Function Indicator |
| 3 REC Button | 9 Display |
| 4 STOP Button | 10 USB Terminal |
| 5 PLAY/PAUSE Button | 11 PHONES Jacks (Stereo Mini) |
| 6 -/NO, +/YES Button | 12 VOLUME Control |

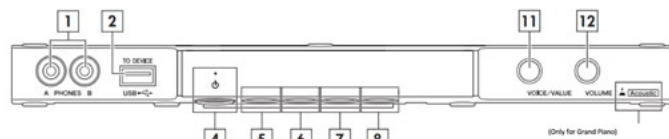
• Bottom View



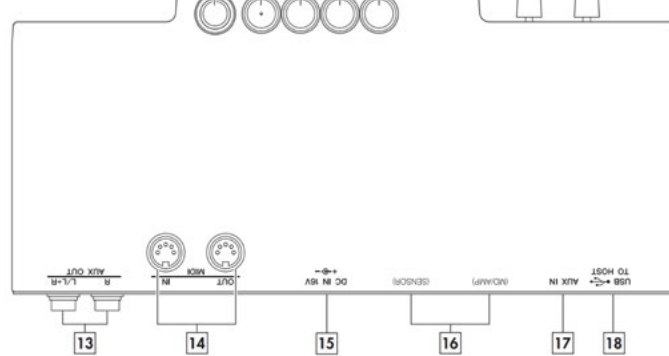
- | | |
|----|----------------------------------|
| 13 | 13 DC IN 12V Connector |
| | 14 MIDI IN/MIDI OUT Connectors |
| | 15 AUX IN/AUX OUT Jacks (Stereo) |

⑥

• Front View



• Bottom View



⑦

• Front View



• Bottom View

